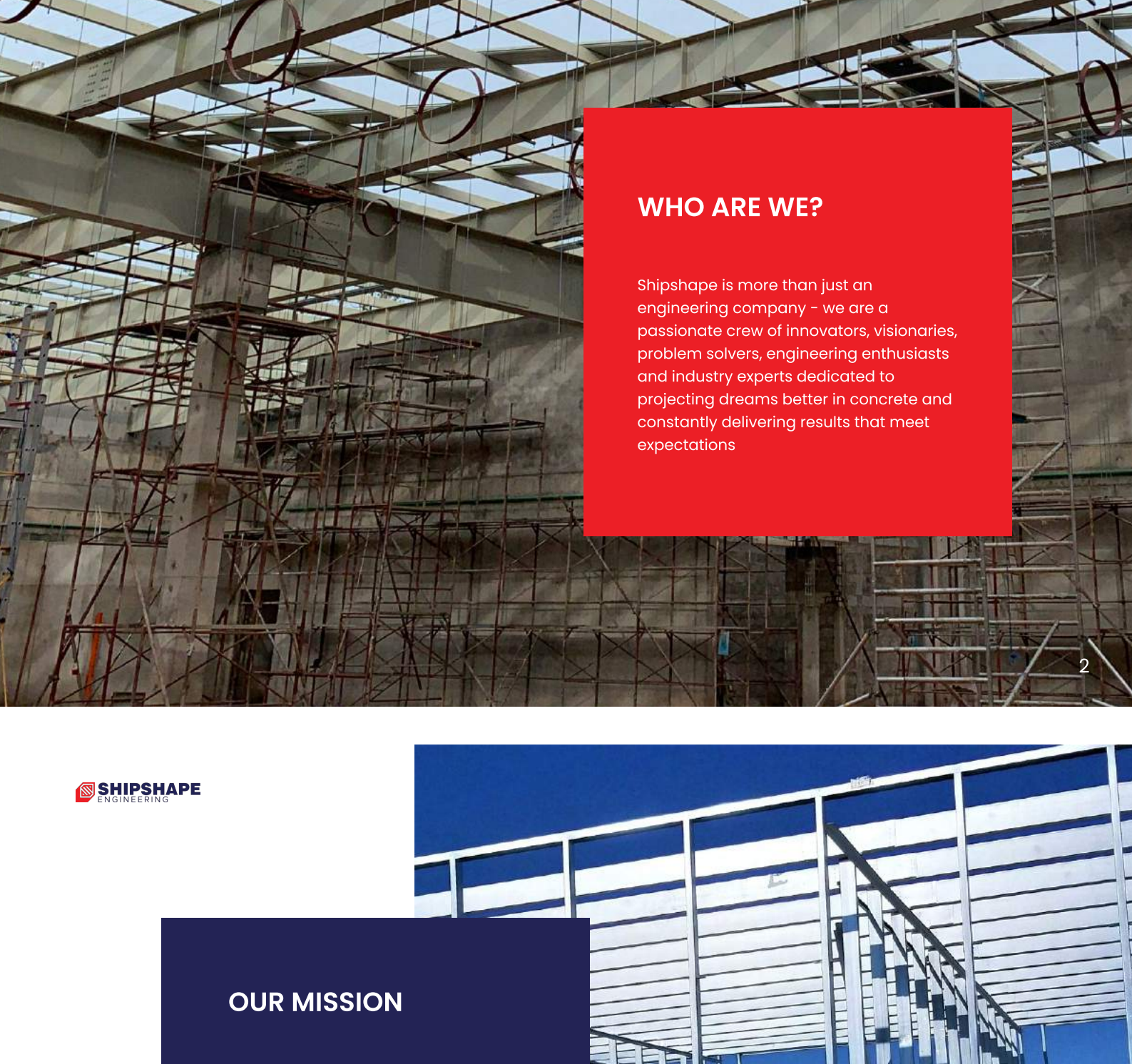


Corporate BROCHURE



WHO ARE WE?

Shipshape is more than just an engineering company – we are a passionate crew of innovators, visionaries, problem solvers, engineering enthusiasts and industry experts dedicated to projecting dreams better in concrete and constantly delivering results that meet expectations.



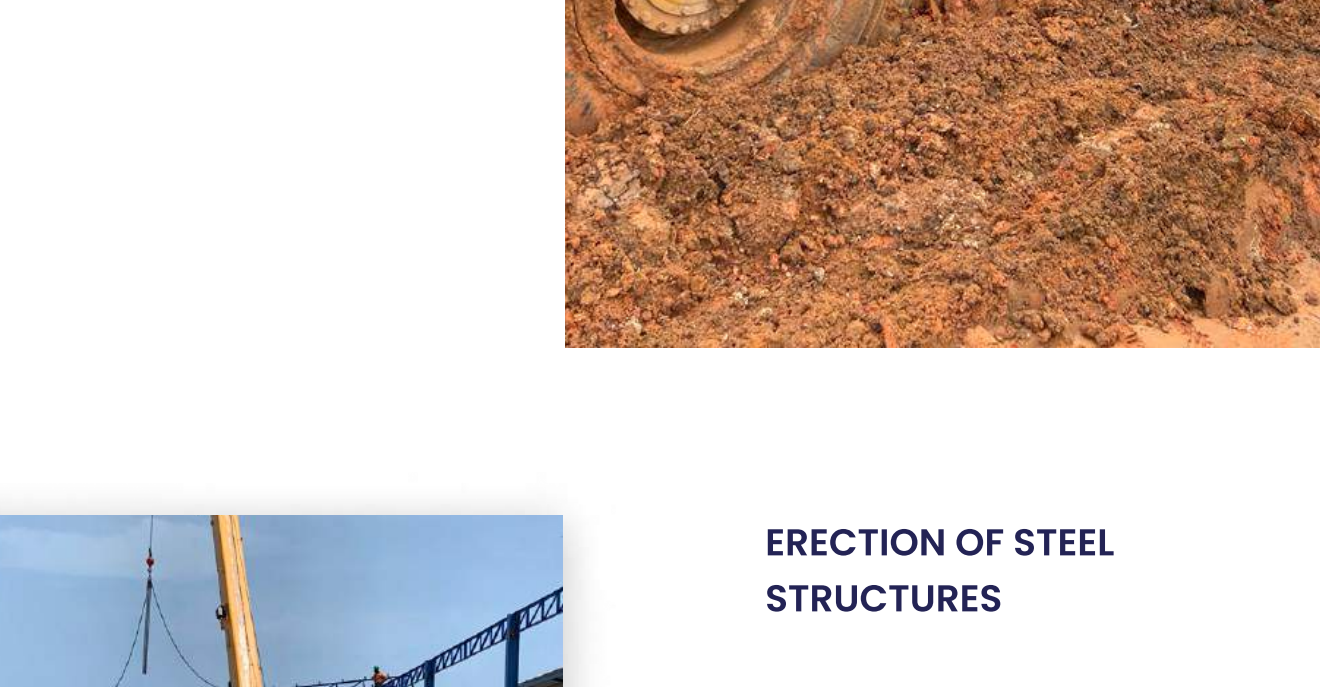
OUR MISSION

A compass that always points to one true north to provide innovative engineering solutions that address the most complex challenges of this era and beyond. We believe through the application of advanced technology and creative thinking, we can drive progress, improve lives and contribute to a sustainable future.



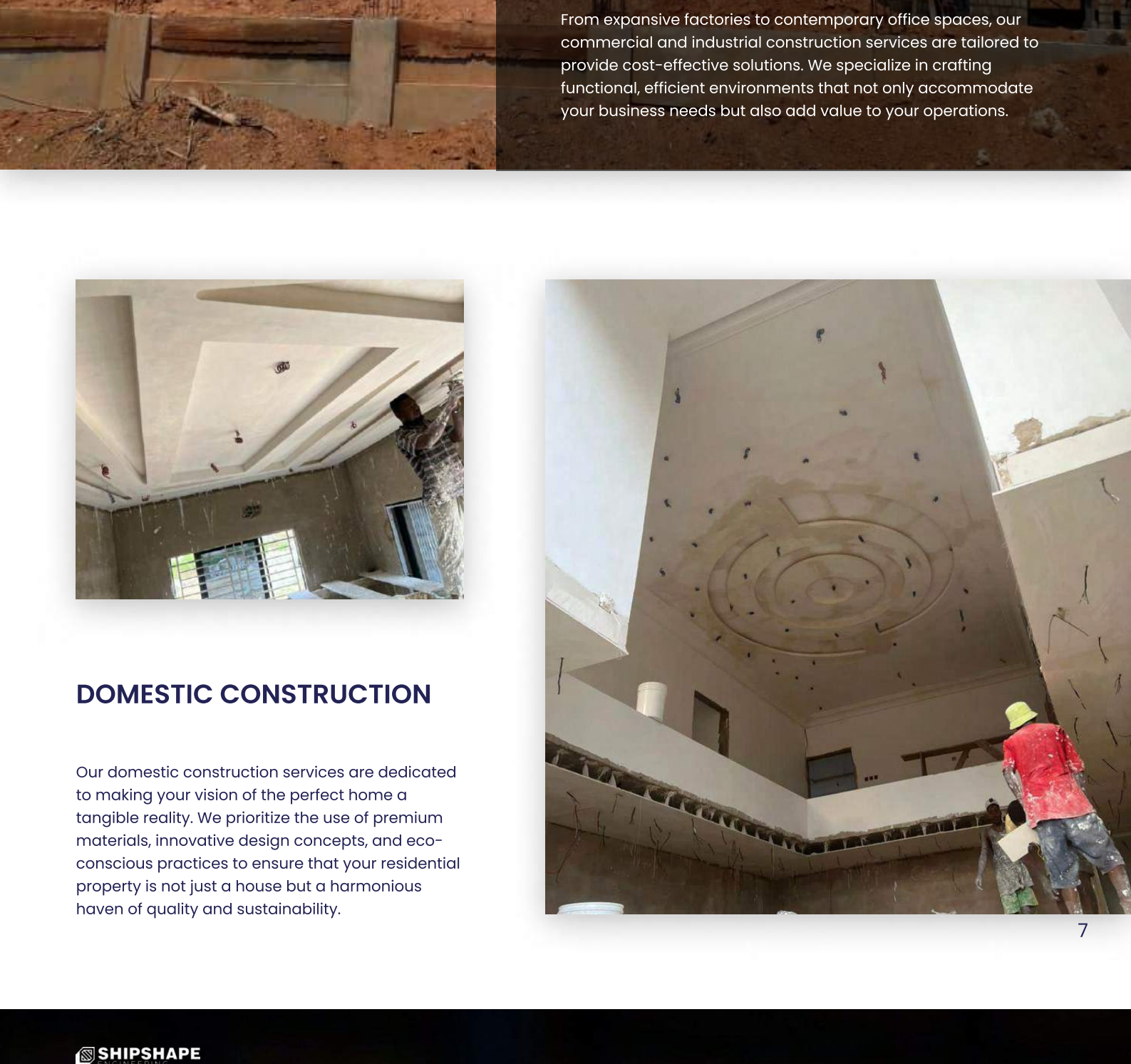
STEEL STRUCTURAL DRAWING AND ANALYSES

Our structural steel design services are dedicated to crafting resilient, efficient, and sustainable structures tailored to your project's specific requirements. Backed by a profound understanding of structural engineering principles, we guarantee the reliability and longevity of every design.



FABRICATION & WELDING

Every Element Matters - We Craft with Impeccable Precision. Our welding and fabrication services are a testament to safety and precision, we construct structures that exude strength and steadfastness, providing both confidence and durability.



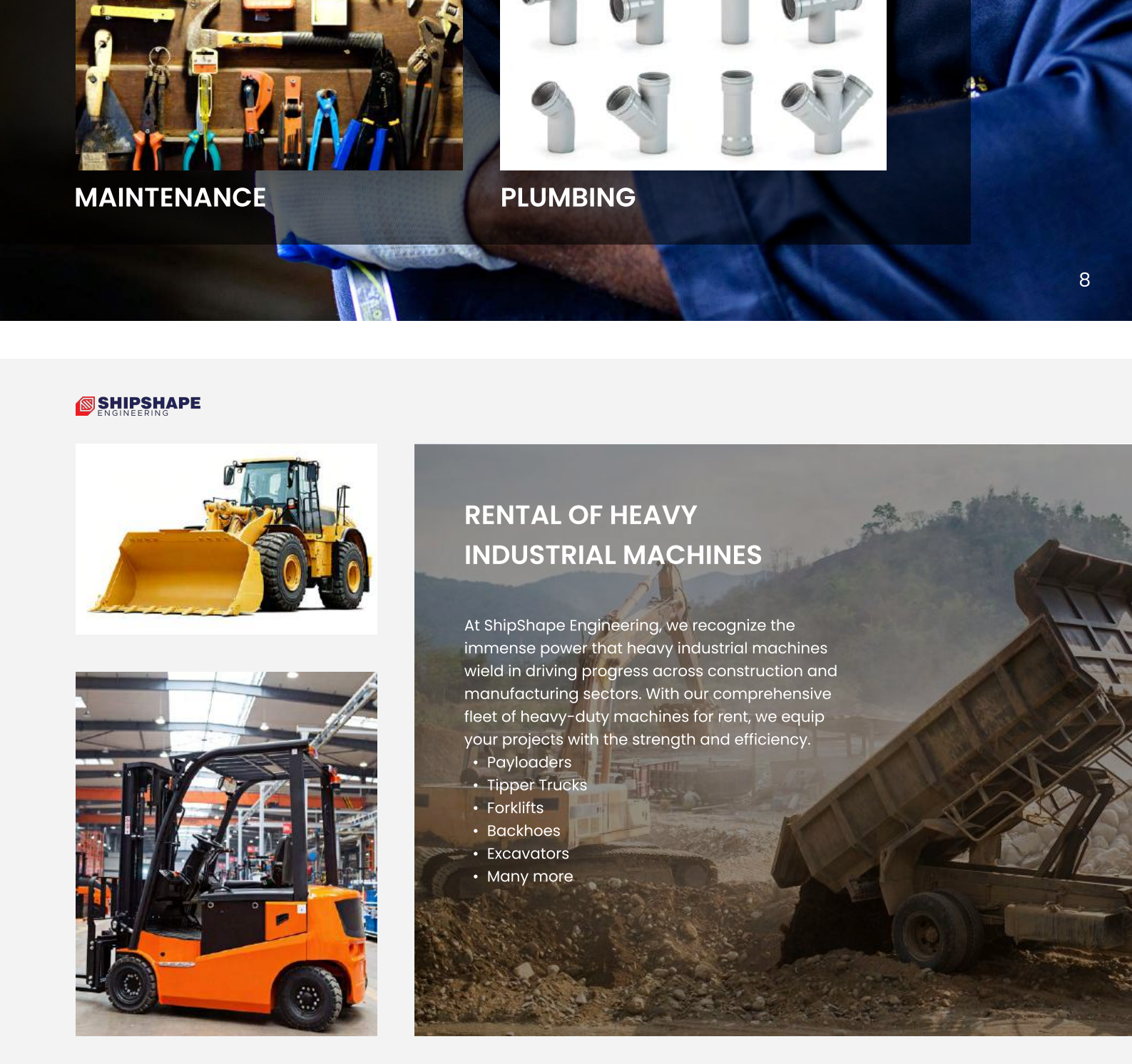
CONCRETE & CIVIL WORKS

With our extensive expertise in concrete and civil engineering, we are dedicated to setting the gold standard in our field. Our meticulous approach covers the full spectrum, from design and analysis to on-site execution. We ensure that every aspect of your concrete and civil works aligns with the highest industry standards and best practices, resulting in enduring, safe, and sustainable structures that stand the test of time.



HEAVY INDUSTRIAL EARTH WORKS

With our wealth of experience in designing and analyzing diverse construction sites, we are wholeheartedly committed to delivering top-tier survey practices that align seamlessly with the evolving industry standards. Our comprehensive surveying process encompasses thorough analysis and precise level adjustments on-site, ensuring that every facet meets the exact specifications required for various concrete works.



ERECTION OF STEEL STRUCTURES

Our specialization lies in the exact and secure erection of steel structures. With an unwavering commitment to safety and precision, we construct structures that exude strength and steadfastness, providing both confidence and durability.




COMMERCIAL & INDUSTRIAL CONSTRUCTION

From expansive factories to contemporary office spaces, our commercial and industrial construction services are tailored to provide cost-effective solutions. We specialize in crafting functional, efficient environments that not only accommodate your business needs but also add value to your operations.



DOMESTIC CONSTRUCTION

Our domestic construction services are dedicated to making your vision of the perfect home a tangible reality. We prioritize the use of premium materials, innovative design concepts, and eco-conscious practices to ensure that your residential property is not just a house but a harmonious haven of quality and sustainability.



OUR SERVICES

We're more than builders; we're problem solvers. With our mechanical, maintenance, electrical, and plumbing services, we offer comprehensive solutions to keep your structures running efficiently and safely. Whether it's maintaining existing systems or integrating new ones, our expertise ensures seamless operations.



MECHANICAL



ELECTRICAL



MAINTENANCE



PLUMBING



RENTAL OF HEAVY INDUSTRIAL MACHINES

At ShipShape Engineering, we recognize the immense power that heavy industrial machines wield in driving progress across construction and manufacturing sectors. With our comprehensive fleet of heavy-duty machines for rent, we equip your projects with the strength and efficiency.

- Payloaders
- Tipper Trucks
- Forklifts
- Backhoes
- Excavators
- Many more



RENTAL OF HAND-HELD TOOLS

In the world of construction, renovation, and precision tasks, the right tool in your hand can make all the difference. ShipShape Engineering understands the value of precision and convenience.

- Power trowel
- Laser distance measurement
- Electric Screwdriver
- Power drill
- Many more



CONTACT US

Let Us Get You Started With The Right Solution Today

INFO@SHIPSHAPE.COM.GH

+233 50 100 9148

WWW.SHIPSHAPE.COM.GH

No. Boundary Road, Prestedge Lane, Coates Junction, Spintex Road, Accra

PARTNERS & CLIENTS:

